XAVC-06FS-GPRM-AL.3

English	Technical data
01 Power	1 kW | 3412 BTU/h
02 Frequency	60 Hz
03 Gas nominal heat input	27 kW | 92124 BTU/h
06 Power supply cable type	SJTO
07 Voltage Power cable section Circuit breaker	120V ~1PH+N+PE 3 x AWG 14 Recommended size - Observe local ordinances 15 A I1 8.3 A In 8.3 A
08 Cable | Plug	✓ | NEMA 5-15P
11 Water pressure	150-600 kPa | 22-87 psi
12 Water max. consumption (steam)	0.08 l/h @ 200 kPa | 0.02 gal/h @ 29 psi
13 Cavity dimensions (w x d x h)	716 x 561 x 560 mm 28-3/16" x 22-1/16" x 22-1/16"
14 Max. food load	54 kg | 119 lbs
15 Max. temperature	500 °C | 932 °F
16 IP protection class	IPX4

Terms and conditions of installations - Observe all local specific standard and regulations for installation and operations.

Italiano
01 Potenza
02 Frequenza
03 Potenza termica nominale gas
06 Tipo cavo alimentazione
07 Tensione Sezione cavi alimentazione Magnetotermico
08 Cavo | Spina
11 Pressione acqua
12 Consumo max acqua (vapore)
13 Dimensioni camera cottura (l x p x h)
14 Max. peso pieno carico
15 Temperatura max.
16 Grado protezione IP

Espanol
01 Potencia
02 Frecuencia
03 Potencia térmica nominal de gas
06 Tipo de cable de alimentación
07 Voltaje Sección del cable de alimentación Disyuntor
08 Cable | Enchufe
11 Presión del agua
12 Consumo máximo de agua (vapor)
13 Dimensión de la cavidad (w x d x h)
14 Carga máxima de alimentos
15 Temperatura máxima
16 Grado de protección IP

Français
01 Puissance électrique
02 Fréquence
03 Puissance calorifique nominale du gaz
06 Type de câble d'alimentation
07 Tension Section câbles d'alimentation Disjoncteur
08 Câble | Prise
11 Pression de l'eau
12 Consommation max. d'eau (vapeur)
13 Dimension de la cavité (l x p x h)
14 Charge max. des aliments
15 Température max.
16 Niveau de protection IP

Deutsch
01 Elektrische Leistung
02 Frequenz
03 Nennwärmeleistung Gas
06 Stromkabel Typ
07 Spannung Stromkabel Teil Sicherung
08 Leitung | Stecker
11 Wasserdruck
12 Maximaler Wasserverbrauch bei Damfbetrieb
13 Abmessungen des Hohlraums (B x T x H)
14 Maximale Beladungskapazität
15 Maximale Temperatur
16 IP-Schutzart

Русский
01 Мощность
02 Частота
03 Номинальная газовая потребляемая мощность
06 Тип силового кабеля
07 Напряжение Сечение силового кабеля Токовый автомат
08 Кабель | Вилка
11 Давление воды
12 Максимальное потребление воды (пар)
13 Габариты камеры (ш x г x в)
14 Максимальная загрузка
15 Максимальная температура
16 Класс защиты IP

中文
01 功率
02 频率
03 燃气额定热输入
06 电源电缆类型
07 电压 电源电缆截面 断路器
08 电缆和插头
11 水压
12 最大水消耗（蒸汽）
13 腔室尺寸 (宽 x 深 x 高)
14 最大食物负荷
15 最高温度
16 IP保护等级

Português
01 Potência
02 Frequência
03 Potência térmica nominal gas
06 Tipo de cabo de alimentação
07 Tensão Seção de cabos de alimentação Disjuntor
08 Cabo | Plugue
11 Pressão da água
12 Max. consumo de água (vapor)
13 Dimensão de cavidade (c x l x a)
14 Max. capacidade de alimento
15 Max. temperatura
16 Grau de proteção IP

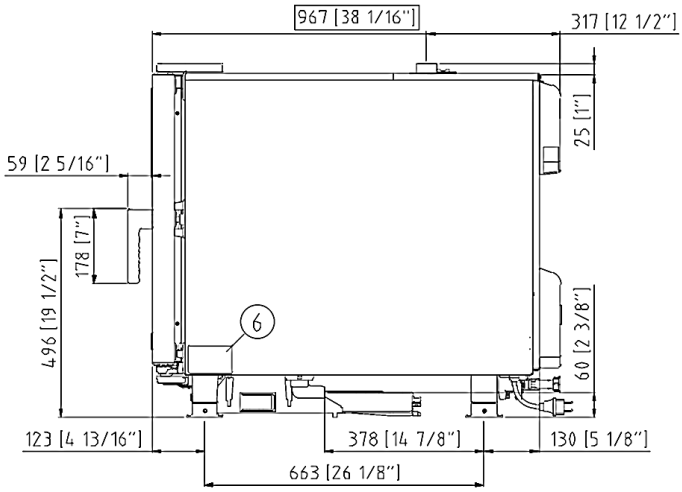
967 [38 1/16"]
317 [12 1/2"]
25 [1"]
59 [2 5/16"]
178 [7"]
496 [19 1/2"]
6
60 [2 3/8"]
123 [4 13/16"]
378 [14 7/8"]
130 [5 1/8"]
663 [26 1/8"]

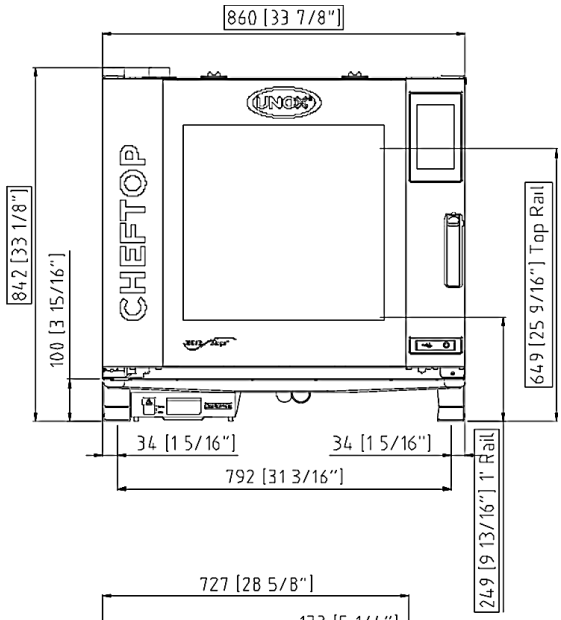
860 [33 7/8"]
842 [33 1/8"]
100 [3 15/16"]
649 [25 9/16"] Top Rail
34 [1 5/16"]
34 [1 5/16"]
792 [31 3/16"]
249 [9 13/16"] 1" Rail

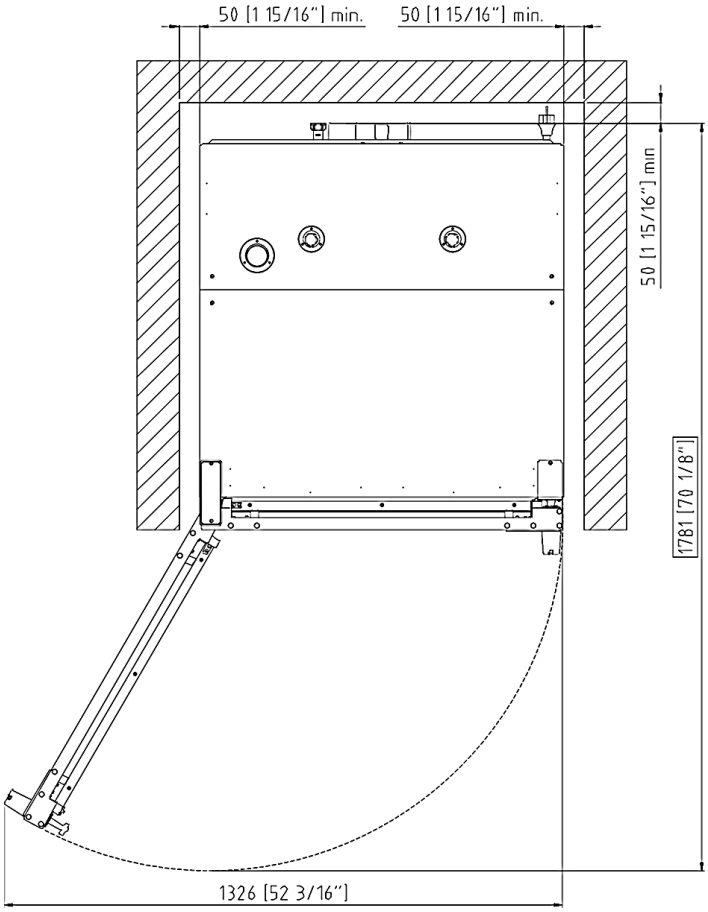
50 [1 15/16"] min.
50 [1 15/16"] min.
50 [1 15/16"] min
1781 [70 1/8"]
1326 [52 3/16"]

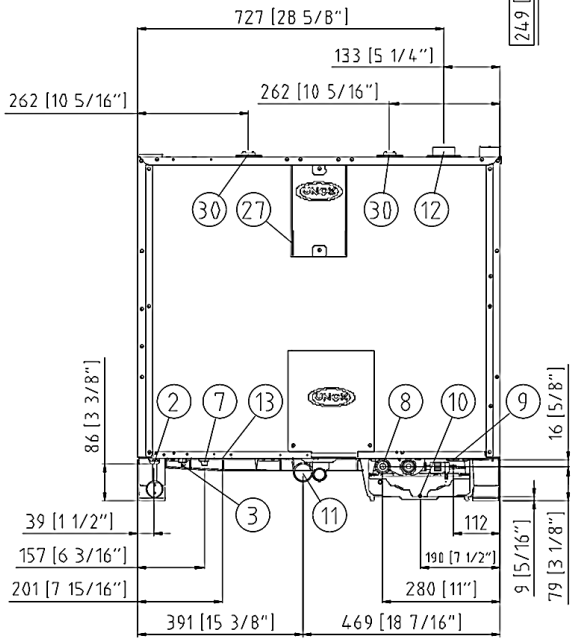
727 [28 5/8"]
133 [5 1/4"]
262 [10 5/16"]
262 [10 5/16"]
30
27
30
12
86 [3 3/8"]
2
7
13
8
10
9
16 [5/8"]
3
11
39 [1 1/2"]
157 [6 3/16"]
201 [7 15/16"]
112
190 [7 1/2"]
280 [11"]
9 [5/16"]
79 [3 1/8"]
391 [15 3/8"]
469 [18 7/16"]

	English	Italiano	Español	Français	Deutsch
02	Electrical connection	Allacciamento elettrico	Conexión eléctrica	Raccordement électrique	Elektrischer Anschluss
08	Water connection	Allacciamento idrico	Conexión de agua	Raccordement à l'eau	Wasseranschluss
09	Gas connection	Allacciamento gas	Conexión de gas	Raccordement au gaz	Gasanschluss
11	Water drain	Scarico acqua	Desagüe del agua	Evacuation	Abflussrohr
12	Smoke exhaust	Scarico fumi	Salida de humos	Aspiration des fumées	Abluftrohr
13	Accessories connection	Collegamento accessori	Conexión de accesorios	Connexion des accessoires	Anschluss des Zubehörs
30	Combustion fumes	Fumi di combustione	Gases de combustión	Fumées de combustion	Abgasse
31	Air inlet	Ingresso aria	Entrada de aire	Entrée d'air	Lufteinlass

	Русский	中文	Português
02	Электрическое подключение	电源连接	Conexão elétrica
08	Подключение к воде	水连接	Conexão hídrica
09	Подключение к газу	燃气连接	Conexão gás
11	Выход воды	排水	Saída de água
12	Выход газов	排烟	Saída de fumaça
13	Подключение аксессуаров	配件连接	Conexão de acessórios
30	Продукты горения	燃烧烟雾	Fumaça de combustão
31	Воздухозаборник	空气入口	Entrada de ar

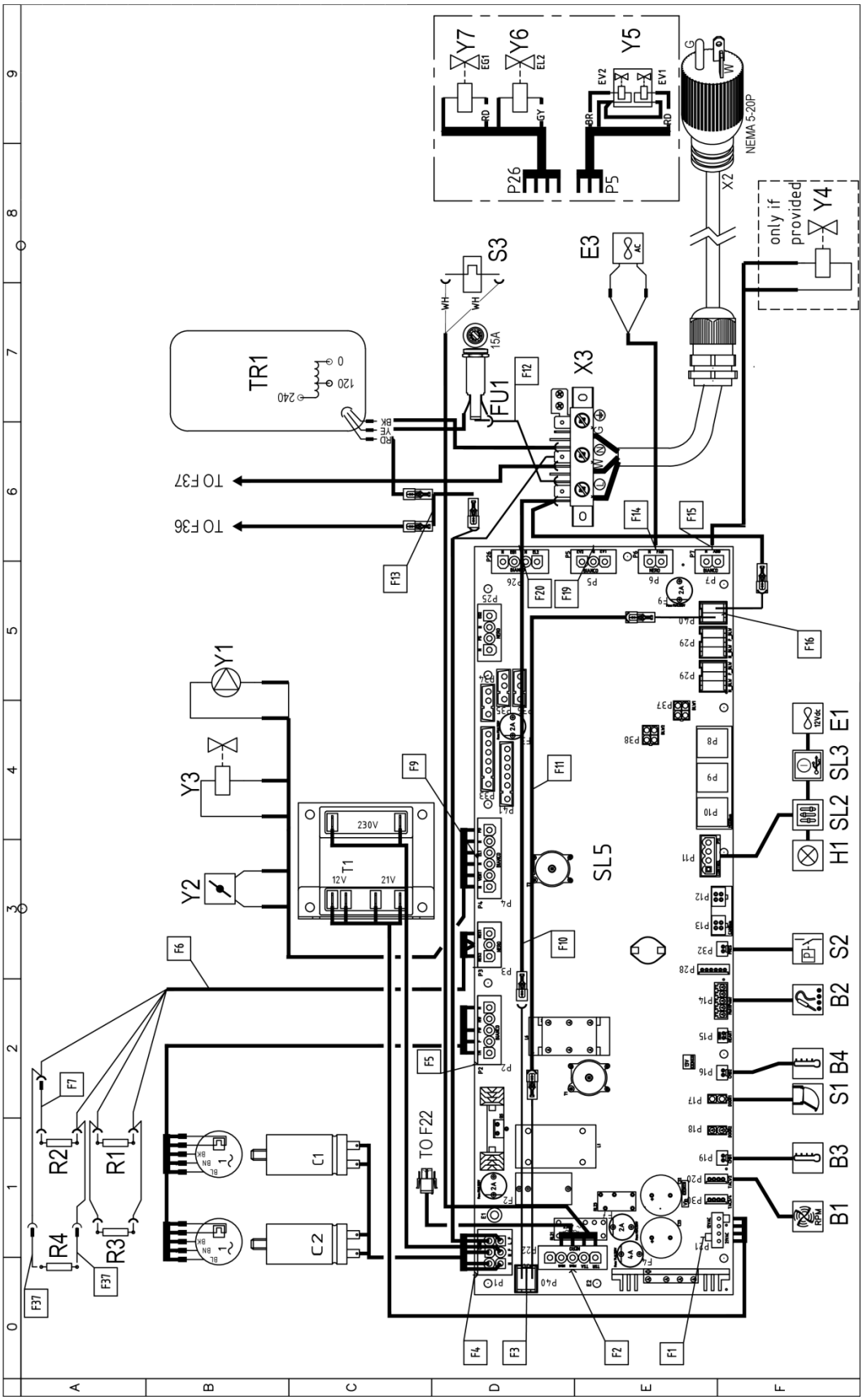
Y7
Y6
Y5
EG1
EL2
EV2
EV1
P26
P5
NEMA 5-20P
X2
only if provided
Y4
S3
E3
TR1
240
120
0
FU1
15A
X3
TO F37
TO F36
F12
F13
F14
F15
F16
F20
F19
Y1
Y3
Y2
230V
T1
12V
21V
F9
F11
SL5
F10
F6
F5
TO F22
R2
R1
R4
R3
F7
F37
C1
C2
F4
F3
F2
F1
E1
SL3
SL2
H1
S2
B2
B4
S1
B3
B1

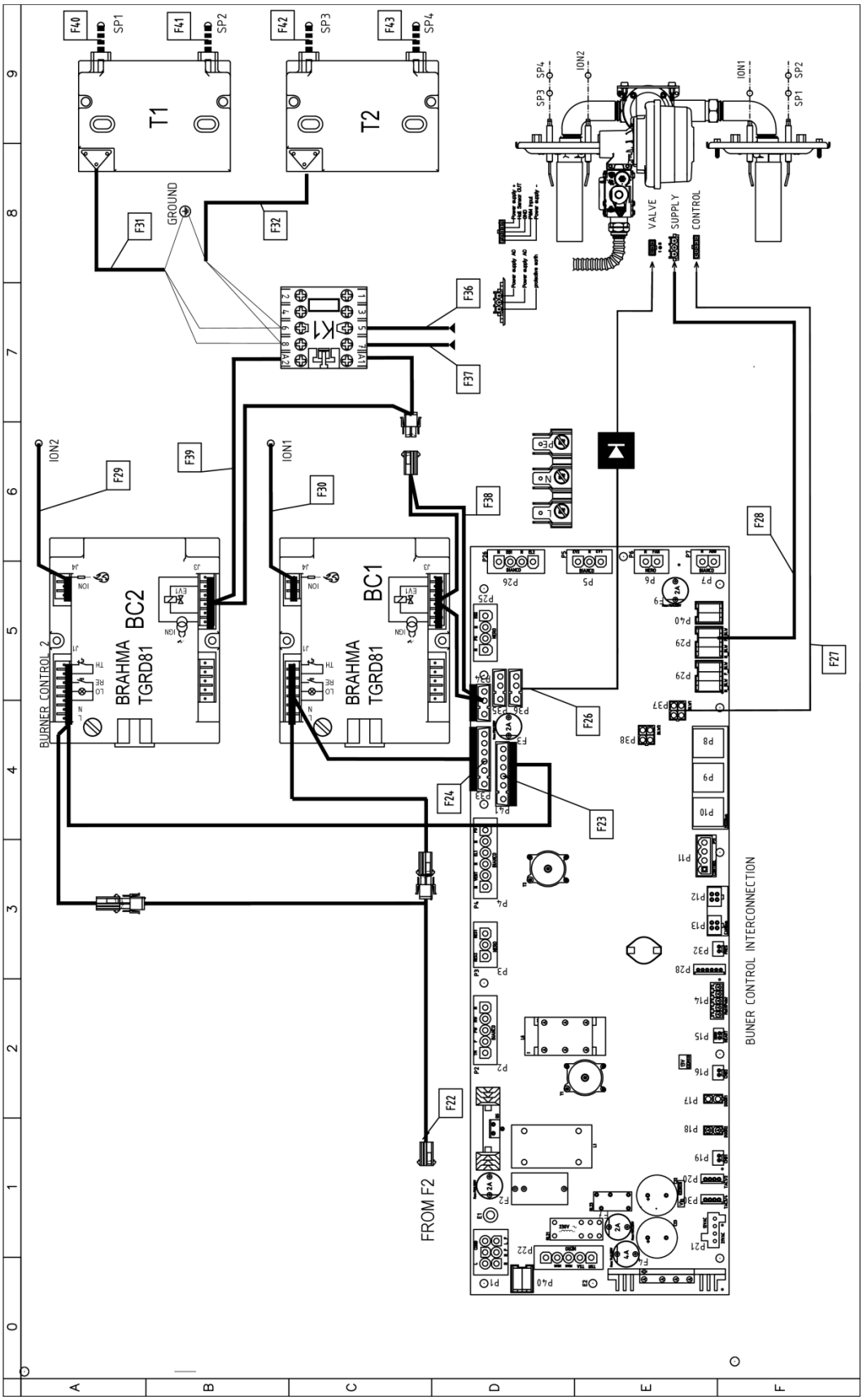
F40
SP1
F41
SP2
F42
SP3
F43
SP4
T1
T2
GROUND
F31
F32
K1
F36
F37
SP3
SP4
ION2
ION1
SP1
SP2
VALVE
SUPPLY
CONTROL
ION2
F29
F39
ION1
F30
F38
F28
BC2
BRAHMA
TGRD81
BC1
BRAHMA
TGRD81
BURNER CONTROL 2
F26
F27
F24
F23
BUNER CONTROL INTERCONNECTION
F22
FROM F2

Sigle	ITALIANO	ENGLISH	FRANCAIS	ESPAÑOL	DEUTSCH
C1,C2	CONDENSATORE	MOTOR CAPACITOR	CONDENSATEUR	CONDENSADOR	KONDENSATOR
FU1	PORTAFUSIBILI	FUSE HOLDER	FUSE HOLDER	PORTAFUSIBLES	FUSE HOLDER
PC1	PRESSACAVO PG 13,5	CABLE GLAND / CORDGRIP PG13,5	PRESSE ETOUPE PG13,5	PASACABLES PG13,5	Drüse PG13,5
PC2	DADO PRESSACAVO PG13,5	LOCKNUT PG13,5	E'CROU PRESSE-E'TOUPE PG13,5	NUT PASACABLES PG13,5	ÜBERWURFMUTTER PG13,5
SL5	SCHEDA POTENZA	POWER CARD	CARTE DE PUISSANCE	TARJETA POTENCIA	POWERPLATINE
SL6	BRIDGE ETHERNET	BRIDGE ETHERNET	BRIDGE ETHERNET	BRIDGE ETHERNET	BRIDGE ETHERNET
SL7	BRIDGE MISURA TEMP. FUMI	BRIDGE FUMES TEMPERATURE SENSING	DETECTION DE TEMPRATURE DE FUMEES	DETECCION DE TEMPERATURA DE HUMOS	DÄMPFE TEMPERATURERFSSUNG
T1	TRASFORMATORE	TRANSFORMER	TRASFORMATEUR	TRANSFORMADOR	TRANSFORMATOR
X1	MORSETTIERA 3P	CONTACTOR 3P	BORNIER 3P	CONECTOR 3P	KLEMMLEISTE 3P
X2	MORSETTIERA	TERMINAL BLOCK	BORNIER	CONECTOR	KLEMMLEISTE
Y1	POMPA	PUMP	POMPE	BOMBA	PUMPE
Y2	DRY MAXY	DRY MAXY	DRY MAXY	DRY MAXY	DRY MAXY
Y3,Y6,Y7	ELETTROVALVOLA ACQUA	WATER SOLENOID VALVE	ELECTROVANNE EAU	ELECTROVALVULA	ELEKTROVENTIL
B1	SENSORE VELOCITA MOTORE	MOTOR SPEED SENSOR	CAPTEUR DE VITESSE MOTEUR	SENSOR DE VELOCIDAD MOTOR	GESCHWINDIGKEITSSENSOR
B2	SONDA AL CUORE	CORE PROBE	SONDE A COEUR	SONDA CORAZON	KERNTEMPERATURFUHLER
B3,B4	SONDA CAMERA	TEMPERATURE PROBE	SONDE DE CHAMBRE	SONDA CAMARA	GARRAUMTEMPERATURFUHLER
BC1,BC2	CONTROLLO FIAMMA	FLAME CONTROL DEVICE	FLAMME RELEVATRICE	CONTROL LLAMA	FLAMMESTEUERUNG
E1	VENTOLA RAFFREDDAMENTO 12V	COOLING FAN 12V	TURBINE DE REFROIDISSEMENT 12V	TURBINA DE REFRIGERACION 12V	LÜFTER 12V
E3	VENTOLA RAFFREDDAMENTO 230V	COOLING FAN 230V	TURBINE DE REFROIDISSEMENT 230V	TURBINA DE REFRIGERACION 230V	LÜFTER 230V
H1	LUCE CAMERA	OVEN LIGHT	ECLAIRAGE DE CHAMBRE	LUZ CAMARA	BELEUCHTUNG
K1	TELERUTTORE	CONTACTOR	TELERUPTEUR	TELERRUPTOR	RELAIS
R1,R2,R3,R4	RESISTENZA DI MODULAZIONE VENTILATORE	MOTOR MODULATION RESISTANCE	RESISTANCE DE MODULATION VENTILATEUR	RESISTENCIA MODULACION VELOCIDAD	WIDERSTAND LOW FAN
S1	MICRO INTERRUTTORE PORTA	DOOR MICROSWITCH	MICROINTERRUPTEUR DE PORTE	MICROINTERRUPTOR PUERTA	TURKONTAKTSCHALTER
S2	PRESSOSTATO	PRESSURE SWITCH	PRESSOSTAT	PRESÓSTATO	DRUCKSCHALTER
S3	TERMOSTATO SICUREZZA	SAFETY THERMOSTAT	THERMOSTAT DE SECURITE	TERMOSTATO DE SEGURIDAD	SICHERHEITS THERMOSTAT
SL2	SCHEDA CONTROLLO	CONTROL BOARD	CARTE DE CONTROLE	TARJETA DE CONTROL	KONTROLL PLATINE
SL3	SCHEDA 1/0 - USB	USB - 1/0 BOARD	USB - CARTE 1/0	USB - TARJETA 1/0	USB - 1/0 PLATINE
T1,T2	TRASFORMATORE D'ACCENSIONE	IGNITION TRANSFORMER	TRANSFORMATEUR D'ALLUMAGE	TRASFORMADOR D'INGICION	ZÜNDTRASFORMATOR
TR1	AUTOTRASFORMATORE	AUTOTRANSFORMER	AUTOTRASFORMATEUR	AUTOTRANSFORMADOR	SPARTTRAFO
Y4	ELETTROVALVOLA ACQUA	WATER SOLENOID VALVE	ELECTROVANNE EAU	ELECTROVALVULA	ELEKTROVENTIL
Y5	ELETTROVALVOLA ACQUA 3 STADI	WATER SOLENOID VALVE 3STAGE	ELECTROVANNE EAU 3 E'TAPES	ELECTROVALVULA 3 ETAPAS	ELEKTROVENTIL 3 STUFEN

XAVC-06FS-GPRM-AL.3

TAB100027G - MIND.Maps™									Gas fumes test 1 (MAX)		Gas fumes test 2 (MIN)	
Oven Model	Tray type	**Gas type**	Nominal GAS power [kW]	Nominal GAS power [BTU/h]	Inlet pressure [mbar]	Ø GAS Valve orifice [mm]	**Throttle [turns from closed position]**	**Throttle [Δ turns from G20 setting]**	CO2 [% v/v]	CO [ppm]	CO2 [% v/v]	CO [ppm]
XAVC-0511-GPXM.1	GN1/1	**NG**	15	**51182,13**	5 - 40 mbar	-	**10,5**	-	9,30 ≤ CO2 ≤ 9,80	<30	8,50 ≤ CO2 ≤ 9,80	<30
		LPG	15	**51182,13**	5 - 40 mbar	5,5	**8,25**	**-2,25**	12,00 ≤ CO2 ≤ 12,60		11,00 ≤ CO2 ≤ 12,60	
XAVC-1011-GPXM.1	GN1/1	**NG**	22	**75067,12**	5 - 40 mbar	-	**10,5**	-	9,30 ≤ CO2 ≤ 9,80	<30	8,00 ≤ CO2 ≤ 9,80	<30
		LPG	22	**75067,12**	5 - 40 mbar	5,5	**8**	**-2,5**	12,00 ≤ CO2 ≤ 12,60		10,00 ≤ CO2 ≤ 12,60	
XAVC-06FS-GPXM.1	18"x26"	**NG**	27	**92127,83**	5 - 40 mbar	-	**10,5**	-	9,30 ≤ CO2 ≤ 9,90	<30	8,70 ≤ CO2 ≤ 9,90	<30
		LPG	27	**92127,83**	5 - 40 mbar	5,5	**7,5**	**-3**	11,60 ≤ CO2 ≤ 12,20		11,00 ≤ CO2 ≤ 12,20	
XAVC-10FS-GPXM.1	18"x26"	**NG**	42,5	**145016,04**	5 - 40 mbar	-	**10**	-	9,30 ≤ CO2 ≤ 9,90	<30	9,00 ≤ CO2 ≤ 9,90	<30
		LPG	42,5	**145016,04**	5 - 40 mbar	5,5	**8,5**	**-1,5**	11,70 ≤ CO2 ≤ 12,40		11,00 ≤ CO2 ≤ 12,40	