XEVC-0511-EPRM-CM.3

English	Technical data
01 Power	9.4 kW | 32073 BTU/h
02 Frequency	50 / 60 Hz
03 Electric nominal heat input	9 kW | 30708 BTU/h
06 Power supply cable type	H07RN-F
07 Voltage 220-240V ~3PH+PE Power cable section 4G x 4 mm² Circuit breaker 32 A Current I1 max 23 A I2 max 24.5 A I3 max 24.5 A	Voltage 220-240V ~1PH+PE Power cable section 3G x 6 mm² Circuit breaker 50 A Current I1 max 41 A In max 41 A
08 Cable | Plug | El. Conn. mode	Yes | No | Cord Connected
09 RCD / GFCI	AC
11 Water pressure	150-600 kPa | 22-87 psi
12 Water max. consumption (steam)	6.5 l/h @ 200 kPa | 1.72 gal/h @ 29 psi
13 Cavity dimensions (w x d x h)	606 x 385 x 392 mm 23-7/8" x 15-3/16" x 15-7/16"
14 Max. food load	25 kg | 55 lbs
15 Max. temperature	260 °C | 500 °F
16 IP protection class	X4
17 Data connection	Wifi 2,4 GHz
18 Communication protocol	WPA 2 - Personal

Terms and conditions of installations - Observe all local specific standard and regulations for installation and operations.

Italiano
01 Potenza
02 Frequenza
03 Potenza termica nominale elettrica
06 Tipo cavo alimentazione
07 Tensione Sezione cavi alimentazione Magnetotermico
08 Cavo | Spina | Modalità connessione elettrica Condotto
09 RCD / GFCI
11 Pressione acqua
12 Consumo max acqua (vapore)
13 Dimensioni camera cottura (l x p x h)
14 Max. peso pieno carico
15 Temperatura max.
16 Grado protezione IP
17 Data connection
18 Protocollo di comunicazione

Espanol
01 Potencia
02 Frecuencia
03 Potencia térmica nominal eléctrica
06 Tipo de cable de alimentación
07 Voltaje Sección del cable de alimentación Disyuntor
08 Cable | Enchufe | Modo de conexión eléctrica Conducto
09 RCD / GFCI
11 Presión del agua
12 Consumo máximo de agua (vapor)
13 Dimensión de la cavidad (w x d x h)
14 Carga máxima de alimentos
15 Temperatura máxima
16 Grado de protección IP
17 Data connection
18 Protocolo de comunicación

Français
01 Puissance électrique
02 Fréquence
03 Puissance calorifique nominale électrique
06 Type de câble d'alimentation
07 Tension Section câbles d'alimentation Disjoncteur
08 Câble | Prise | Branchement électrique Conduit
09 RCD / GFCI
11 Pression de l'eau
12 Consommation max. d'eau (vapeur)
13 Dimension de la cavité (l x p x h)
14 Charge max. des aliments
15 Température max.
16 Niveau de protection IP
17 Data connection
18 Protocole de communication

Deutsch
01 Elektrische Leistung
02 Frequenz
03 Elektrische Nennwärmeleistung
06 Stromkabel Typ
07 Spannung Stromkabel Teil Sicherung
08 Leitung | Stecker | Elektrischer Verbindungsmodus Rohrkabel
09 RCD / GFCI
11 Wasserdruck
12 Maximaler Wasserverbrauch bei Damfbetrieb
13 Abmessungen des Hohlraums (B x T x H)
14 Maximale Beladungskapazität
15 Maximale Temperatur
16 IP-Schutzart
17 Data connection
18 Kommunikations-Protokoll

Русский
01 Мощность
02 Частота
03 Номинальная электрическая потребляемая мощность
06 Тип силового кабеля
07 Напряжение Сечение силового кабеля Токовый автомат
08 Кабель | Вилка | вид электрического соединения Проводник
09 RCD / GFCI
11 Давление воды
12 Максимальное потребление воды (пар)
13 Габариты камеры (ш x г x в)
14 Максимальная загрузка
15 Максимальная температура
16 Класс защиты IP
17 Data connection
18 Протокол передачи данных

中文
01 功率
02 频率
03 电额定热输入
06 电源电缆类型
07 电压 电源电缆截面 断路器
08 电缆和插头 | 电气连接方式 導管
09 RCD / GFCI
11 水压
12 最大水消耗（蒸汽）
13 腔室尺寸 (宽 x 深 x 高)
14 最大食物负荷
15 最高温度
16 IP保护等级
17 Data connection
18 通讯协议

Português
01 Potência
02 Frequência
03 Potência térmica nominal elétrica
06 Tipo de cabo de alimentação
07 Tensão Seção de cabos de alimentação Disjuntor
08 Cabo | Plugue | Modo de Conexão Elétrica Conduíte
09 RCD / GFCI
11 Pressão da água
12 Max. consumo de água (vapor)
13 Dimensão de cavidade (c x l x a)
14 Max. capacidade de alimento
15 Max. temperatura
16 Grau de proteção IP
17 Data connection
18 Protocolo de comunicação

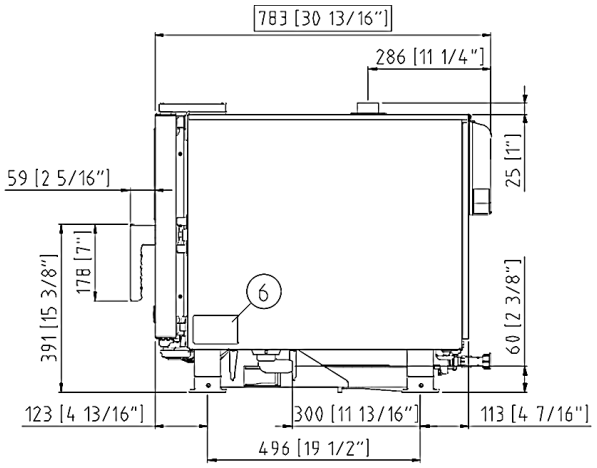
783 [30 13/16"]
286 [11 1/4"]
59 [2 5/16"]
25 [1"]
178 [7"]
391 [15 3/8"]
60 [2 3/8"]
6
123 [4 13/16"]
300 [11 13/16"]
113 [4 7/16"]
496 [19 1/2"]

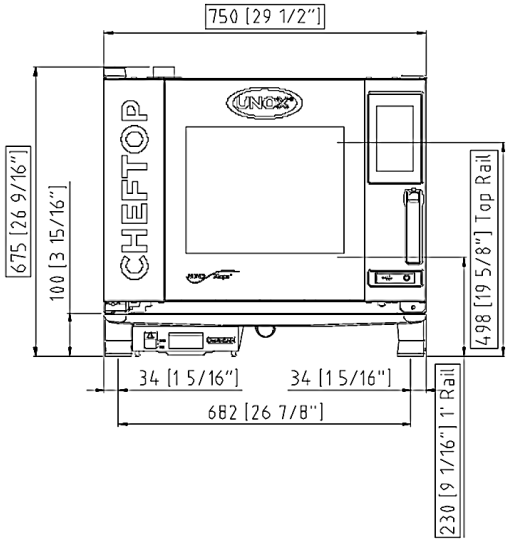
750 [29 1/2"]
CHEFTOP
675 [26 9/16"]
100 [3 15/16"]
498 [19 5/8"] Top Rail
34 [1 5/16"]
34 [1 5/16"]
682 [26 7/8"]
230 [9 1/16"] 1" Rail

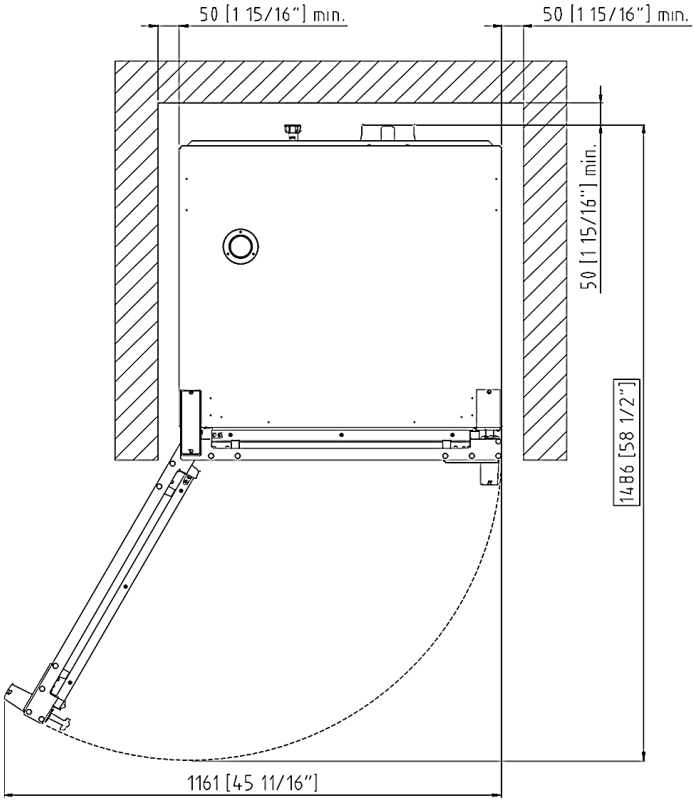
50 [1 15/16"] min.
50 [1 15/16"] min.
50 [1 15/16"] min.
1486 [58 1/2"]
1161 [45 11/16"]

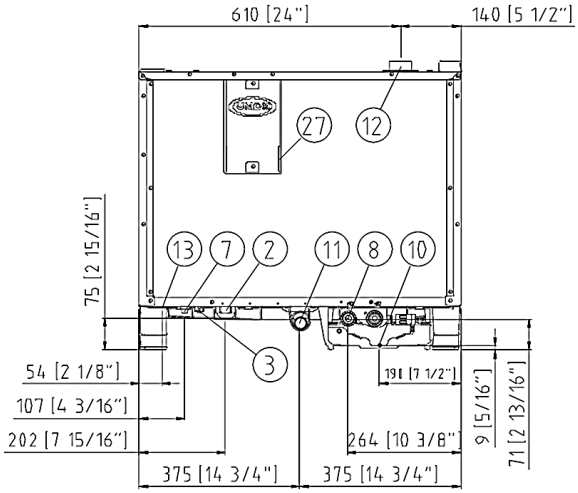
610 [24"]
140 [5 1/2"]
27
12
13
7
2
11
8
10
3
75 [2 15/16"]
54 [2 1/8"]
107 [4 3/16"]
202 [7 15/16"]
191 [7 1/2"]
264 [10 3/8"]
9 [5/16"]
71 [2 13/16"]
375 [14 3/4"]
375 [14 3/4"]

	English	Italiano	Español	Français	Deutsch
02	Electrical connection	Allacciamento elettrico	Conexión eléctrica	Raccordement électrique	Elektrischer Anschluss
08	Water connection	Allacciamento idrico	Conexión de agua	Raccordement à l'eau	Wasseranschluss
09	Gas connection	Allacciamento gas	Conexión de gas	Raccordement au gaz	Gasanschluss
11	Water drain	Scarico acqua	Desagüe del agua	Evacuation	Abflussrohr
12	Smoke exhaust	Scarico fumi	Salida de humos	Aspiration des fumées	Abluftrohr
13	Accessories connection	Collegamento accessori	Conexión de accesorios	Connexion des accessoires	Anschluss des Zubehörs
27	Cooling air outlet	Uscita aria di raffreddamento	Salida aire de enfriamiento	Sortie air de refroidissement	Kühlluftaustritt
30	Combustion fumes	Fumi di combustione	Gases de combustión	Fumées de combustion	Abgasse
31	Air inlet	Ingresso aria	Entrada de aire	Entrée d'air	Lufteinlass

	Русский	中文	Português
02	Электрическое подключение	电源连接	Conexão elétrica
08	Подключение к воде	水连接	Conexão hídrica
09	Подключение к газу	燃气连接	Conexão gás
11	Выход воды	排水	Saída de água
12	Выход газов	排烟	Saída de fumaça
13	Подключение аксессуаров	配件连接	Conexão de acessórios
27	Выход охлаждающего воздуха	冷却空气出口	Saída do ar de refrigeração
30	Продукты горения	燃烧烟雾	Fumaça de combustão
31	Воздухозаборник	空气入口	Entrada de ar

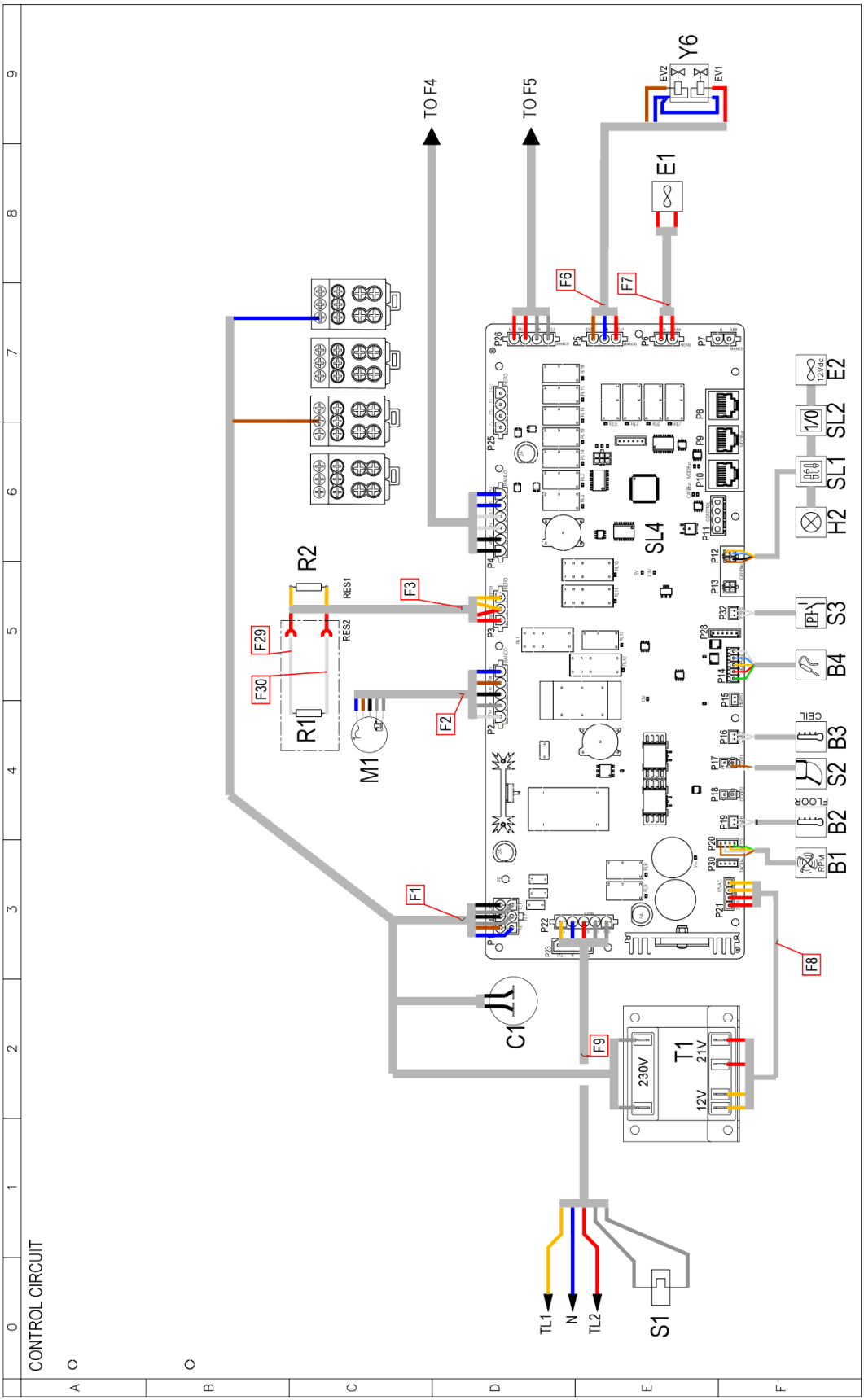
CONTROL CIRCUIT
TO F4
TO F5
Y6
EV2
EV1
E1
F6
F7
E2
12Vdc
SL2
1/0
SL1
H2
SL4
R2
RES1
RES2
F3
F29
F30
R1
M1
F2
S3
B4
CELL
B3
S2
FLOOR
B2
B1
F1
F8
C1
F9
T1
230V
21V
12V
TL1
N
TL2
S1

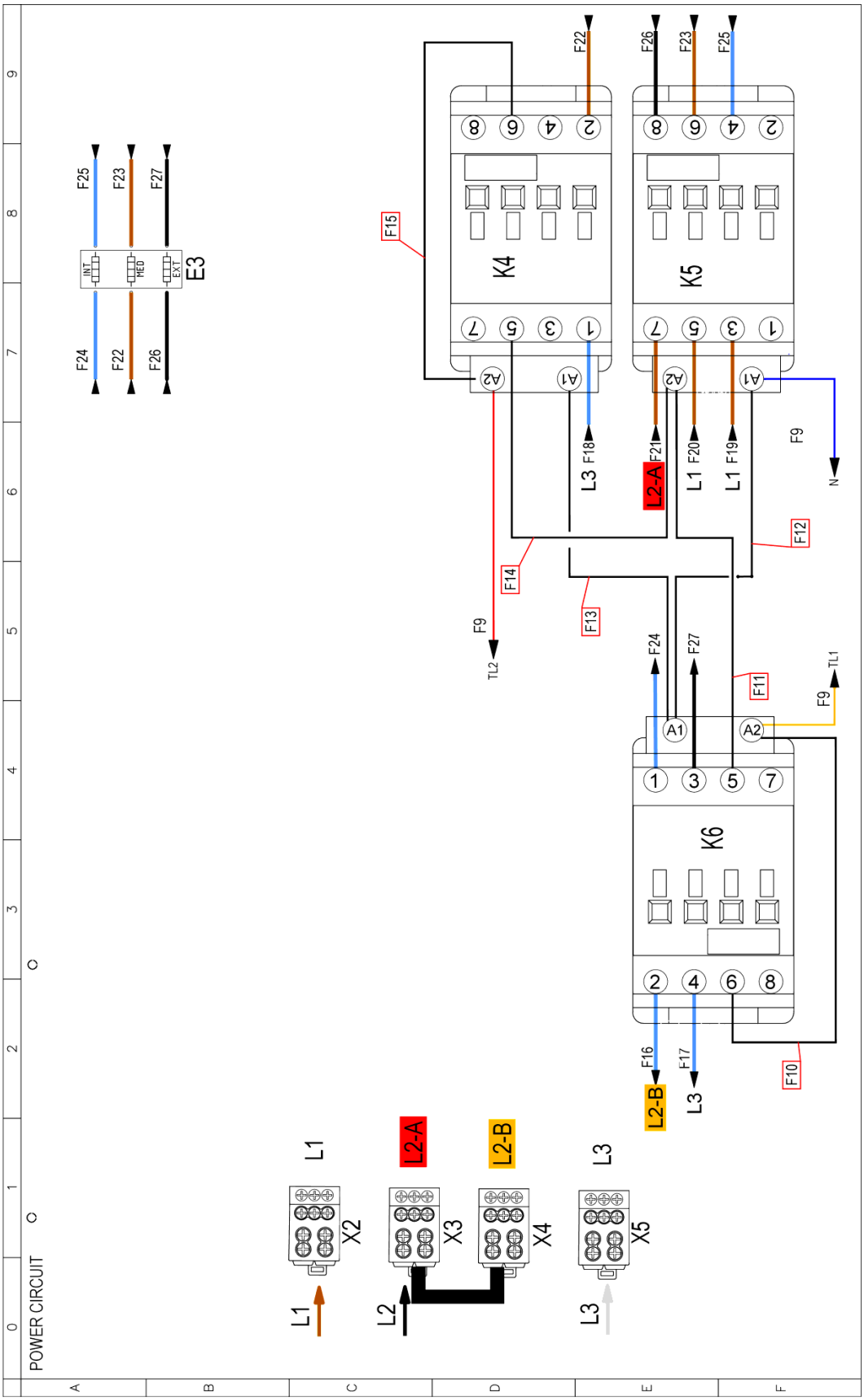
POWER CIRCUIT
K4
K5
K6
E3
INT
MED
EXT
F15
F22
F26
F23
F25
F24
F27
F18
F21
F20
F19
F9
N
L3
L2-A
L1
F12
F14
F13
TL2
F11
TL1
F16
F17
F10
L2-B
X2
X3
X4
X5
L2

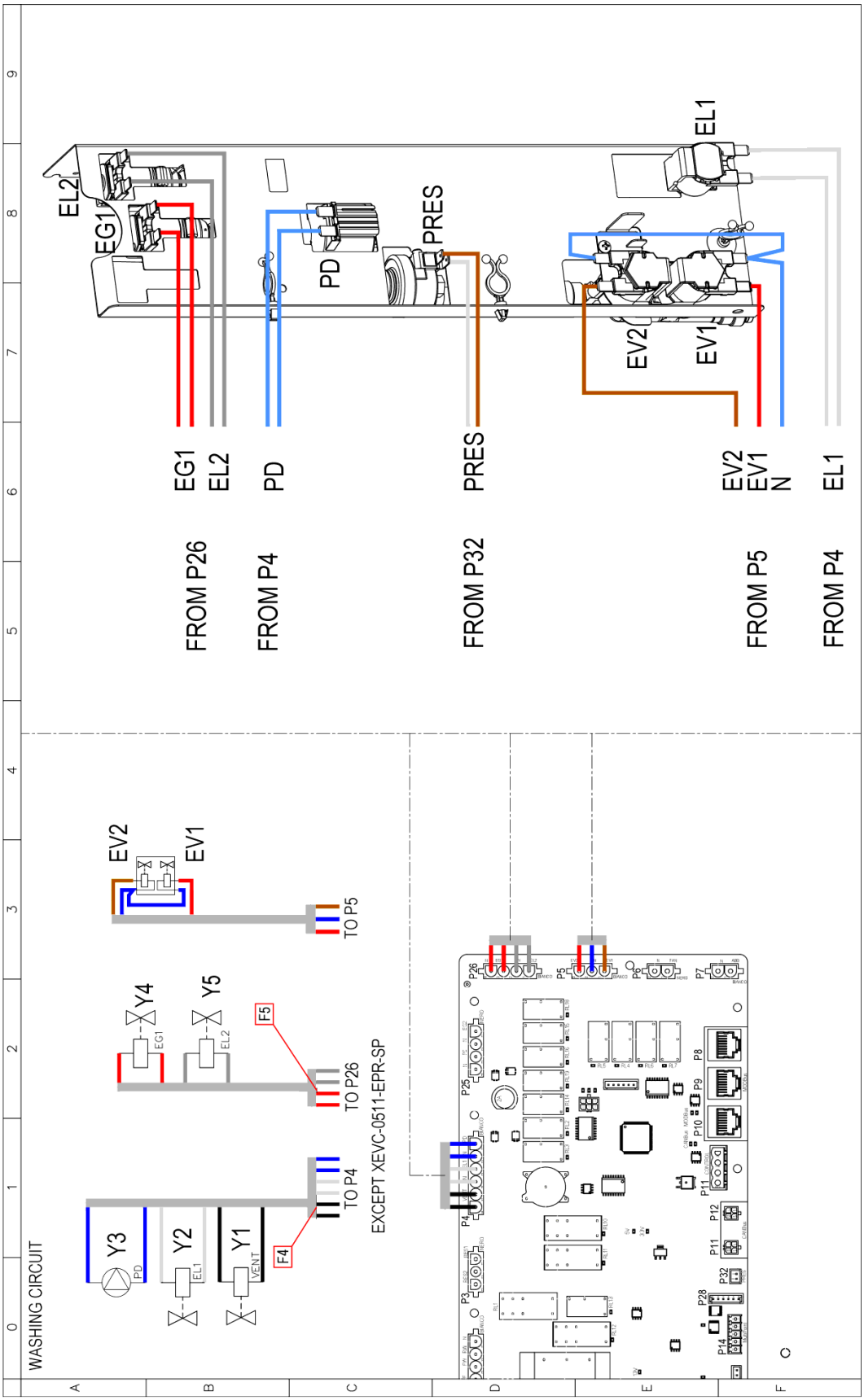
EL2
EG1
PD
PRES
EL1
EV2
EV1
EG1
EL2
PD
PRES
EV2
EV1
N
EL1
FROM P26
FROM P4
FROM P32
FROM P5
FROM P4
WASHING CIRCUIT
EV2
EV1
TO P5
Y4
Y5
F5
TO P26
EXCEPT XEVC-0511-EPR-SP
TO P4
Y3
Y2
Y1
F4
PD
EL1
VENT

Sigle	ITALIANO	ENGLISH	FRANCAIS	ESPAÑOL	DEUTSCH
C1	CONDENSATORE	MOTOR CAPACITOR	CONDENSATEUR	CONDENSADOR	KONDENSATOR
E3	ELEMENTO RISCALDANTE	HEATING ELEMENT	ELEMENT DE CHAUFFAGE	RESISTENCIA DE CALEFACCIÓN	HEIZUNG
K4,K5,K6	TELERUTTORE	CONTACTOR	TELERUPTEUR	TELERRUPTOR	RELAIS
SL4	SCHEDA POTENZA	POWER CARD	CARTE DE PUISSANCE	TARJETA POTENCIA	POWERPLATINE
T1	TRASFORMATORE	TRANSFORMER	TRASFORMATEUR	TRANSFORMADOR	TRANSFORMATOR
X2,X3,X4,X5	MORSETTIERA	TERMINAL BLOCK	BORNIER	CONECTOR	KLEMMLEISTE
Y1	DRY MAXY	DRY MAXY	DRY MAXY	DRY MAXY	DRY MAXY
Y2,Y4,Y5	ELETTROVALVOLA ACQUA	WATER SOLENOID VALVE	ELECTROVANNE EAU	ELECTROVALVULA	ELEKTROVENTIL
Y3	POMPA	PUMP	POMPE	BOMBA	PUMPE
B1	SENSORE VELOCITA MOTORE	MOTOR SPEED SENSOR	CAPTEUR DE VITESSE MOTEUR	SENSOR DE VELOCIDAD MOTOR	GESCHWINDIGKEITSSENSOR
B2,B3	SONDA CAMERA	TEMPERATURE PROBE	SONDE DE CHAMBRE	SONDA CAMARA	GARRAUMTEMPERATURFUHLER
B4	SONDA AL CUORE	CORE PROBE	SONDE A COEUR	SONDA CORAZON	KERNTEMPERATURFUHLER
E1	VENTOLA RAFFREDDAMENTO 230V	COOLING FAN 230V	TURBINE DE REFROIDISSEMENT 230V	TURBINA DE REFRIGERACION 230V	LÜFTER 230V
E2	VENTOLA RAFFREDDAMENTO 12Vdc	COOLING FAN 12Vdc	TURBINE DE REFROIDISSEMENT 12Vdc	TURBINA DE REFRIGERACION 12Vdc	LÜFTER 12Vdc
H2	LUCE CAMERA	OVEN LIGHT	ECLAIRAGE DE CHAMBRE	LUZ CAMARA	BELEUCHTUNG
M1	MOTORE	MOTOR	MOTEUR	MOTOR	MOTOR
R1,R2	RESISTENZA DI MODULAZIONE VENTILATORE	MOTOR MODULATION RESISTANCE	RESISTANCE DE MODULATION VENTILATEUR	RESISTENCIA MODULACION VELOCIDAD	WIDERSTAND LOW FAN
S1	TERMOSTATO SICUREZZA	SAFETY THERMOSTAT	THERMOSTAT DE SECURITE	TERMOSTATO DE SEGURIDAD	SICHERHEITS THERMOSTAT
S2	MICRO INTERRUTTORE PORTA	DOOR MICROSWITCH	MICROINTERRUPTEUR DE PORTE	MICROINTERRUPTOR PUERTA	TURKONTAKTSCHALTER
S3	PRESSOSTATO	PRESSURE SWITCH	PRESSOSTAT	PRESÓSTATO	DRUCKSCHALTER
SL1	SCHEDA CONTROLLO	CONTROL BOARD	CARTE DE CONTROLE	TARJETA DE CONTROL	KONTROLL PLATINE
SL2	SCHEDA 1/0 - USB	USB - 1/0 BOARD	USB - CARTE 1/0	USB - TARJETA 1/0	USB - 1/0 PLATINE
Y6	ELETTROVALVOLA ACQUA 3 STADI	WATER SOLENOID VALVE 3STAGE	ELECTROVANNE EAU 3 E'TAPES	ELECTROVALVULA 3 ETAPAS	ELEKTROVENTIL 3 STUFEN

ED1465A
POWER SUPPLY - CONNECTION DIAGRAM

220-240V ~ 3PH + PE 50/60Hz

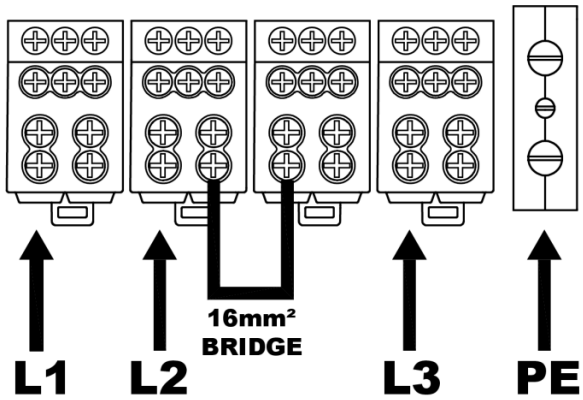

USE ONLY COPPER WIRE

220-240V ~ 1PH + PE 50/60Hz

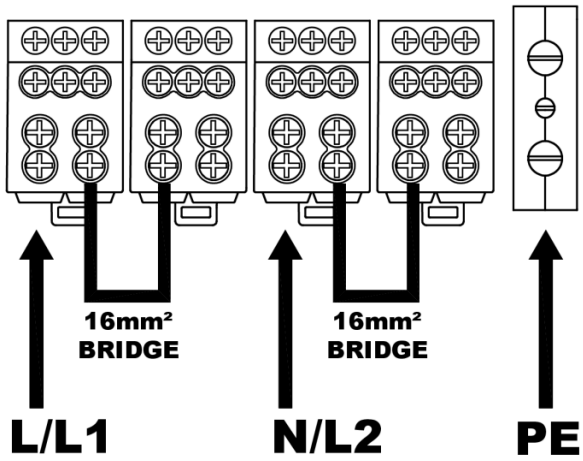

USE ONLY COPPER WIRE